









## The great egg hunt

### 1. Match them up!

Draw a line to match the picture and the word.



					
egg	sack	grass	bucket	goat	chicken







Lines connect the sack to egg, the egg to sack, the goat to grass, the grass to goat, the chicken to bucket, and the bucket to chicken.

### 2. Listen and write!

Listen to the words and write the missing letters!



Write **g** or **r** in the words.

					
<u>r</u> ed	br <u>icks</u>	<u>g</u> oat	<u>g</u> reen	<u>r</u> ain	<u>g</u> rass

Write **ck** or **t** in the words.

					
ch <u>icken</u>	sa <u>ck</u>	st <u>icks</u>	goa <u>t</u>	bla <u>ck</u>	hun <u>t</u>

Write **e**, **o** or **u** in the words.

					
<u>e</u> gg	bu <u>ck</u> et	go <u>ld</u>	ru <u>ll</u>	re <u>d</u>	<u>u</u> p


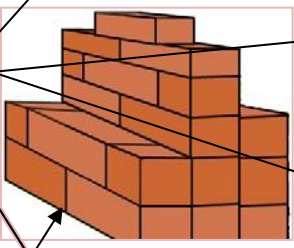

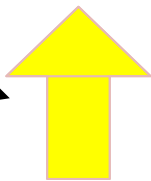




### 3. Sound it out!

Join the sounds together to read the words.

Draw a line from the words to the pictures.

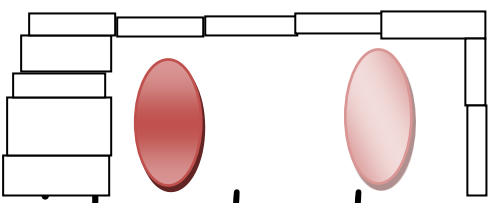
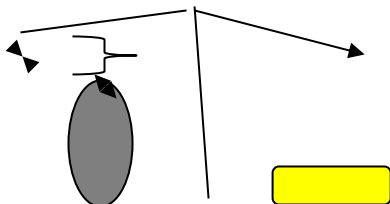


e - gg	     
u - p	
Q - a - ck	
g - o - l - d	
g - r - a - ss	
b - r - i - ck - s	

### 4. Draw a picture!

Read the sentences and draw pictures!



 <p>The pink and red eggs are under the bricks.</p>	 <p>The sack of gold is under the umbrella.</p>
--	---